

VM 350 / VM 500/ VM 900



VM Series



VM 350



VM 500-900



Produttori automatici di ghiaccio in cubetti - sistema evaporatrice verticale.

Modelli modulari; senza deposito interno di raccolta ghiaccio, occorre abbinarli ad un contenitore di raccolta BIN o DOPPIO ROLLER BIN (disponibili in diversi modelli).

Il ghiaccio prodotto da questi apparecchi (nella forma e nel peso di circa 7 g) si adatta alle esigenze dei fast-food o comunque in tutti gli impieghi di miscela di bevande gassate.

Automatic ice cube maker - vertical evaporator system.

Modular models, without internal ice storage bin. Must be combined with a collection BIN or DOUBLE ROLLER BIN (different models available).

The ice produced by these appliances (thanks to its shape and weight of about 7 g) is particularly suitable for the fast-food and for all the uses of carbonate beverages pouring.

Machines à glaçons - système à évaporateur vertical.

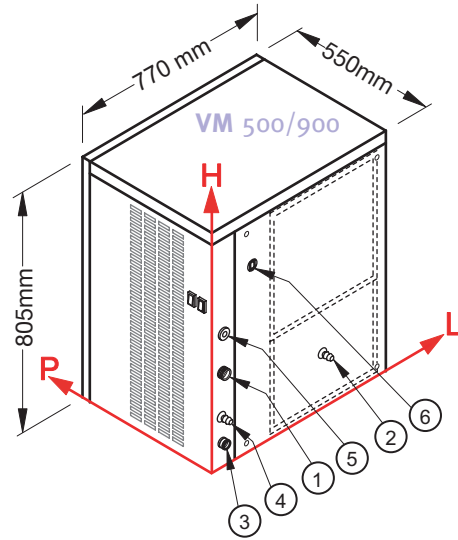
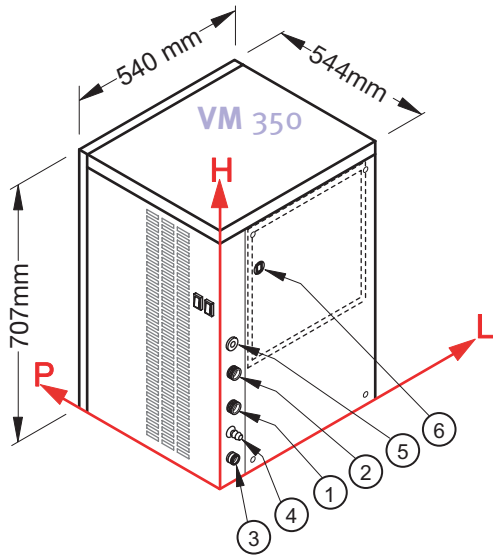
Modèles modulaires: sans réserve intégrée de glaçons il faut l'assortir d'une réserve BIN ou DOUBLE ROLLER BIN (disponibles dans divers modèles).

La glace produite par ceux appareils (pour sa forme et son poids de 7 g) bien s'adapte aux exigences des fast-food et aussi aux tous les exploits de débit des boissons gazeuses.



VM Series

VM 350 / VM 500 / VM 900



	1			2*			3			4*			5			6		
	L	H	Ø	L	H	Ø	L	H	Ø	L	H	Ø	L	H	Ø	L	H	Ø
VM 350	35	173	3/4"	35	268	3/4"	32	42	24mm	28	93	12mm	33	343	-	-	-	-
VM 500/900	38	252	3/4"	375	115	12mm	32	40	24mm	28	93	12mm	33	323	-	-	-	-

* Only for water cooling system

	Produzione in 24 h, sino a: Production in 24 h till: Production en 24 h jusqu'à:	Raffreddamento Cooling System Condenseur	Tipo di cubetto Kind of cube Type de glaçon	Refrigerante Refrigerant Fluide réfrigérant	Tipo di Bin utilizzabile Useable Bin Réserve utilisable	Voltaggio Standard Standard Voltage Tension standard	Potenza assorbita Input power Puissance absorbée	Consumo acqua (l/kg) Water consumption (l/kg) Consommation d'eau (l/kg)	Dimensioni (LxPxH) Sizes (MxDxH) Dimension (LXPXH)	Dimensioni con imballo (LxPxH) Sizes with packing (MxDxH) Dimension (LXPXH)	Peso netto/lordo Weight net/gross Poids net/brut
VM 350	140 Kg	A W	7g	R404A	BIN T180- VM350 BIN 240PE- VM350	220-240/1/50	1400 W	A 2,8 W 13,5	540x544x707 mm	580x615x825 mm	85/95 Kg
	200 Kg	A W	7g	R404A	BIN 240PE - VM BIN T180 - VM BIN T380 - VM Double Roller Bin-VM	220-240/1/50	1600 W	A 2,5 W 13	770x550x805 mm	815x615x980 mm	90/101 Kg
	400 Kg	A W	7g	R404A	BIN 240PE - VM BIN T180 - VM BIN T380 - VM Double Roller Bin-VM	220-240/1/50	3000 W	A 1,8 W 13	770x550x805 mm	815x615x980 mm	113/124 Kg

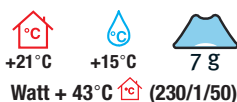
Finitura: acciaio inox 18/8, scotch brite - Finishing: 18/8 stainless steel, scotch brite - Carrosserie: inox 18/8, scotch brite.



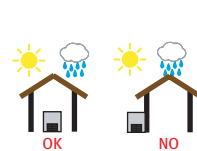
UNI EN ISO 9001
Cert. N. 9130.BRE2



Condizioni
Conditions
Conditions



	°C	°C	V / Hz	bar
Minimum	+10 °C	+3 °C	-10%	1bar (14psi)
Maximum	+43 °C	+32 °C	+10%	6bar (84psi)



www.bremaice.it
info@bremaice.it